



(sistemA)



SistemA

CRYSTALLIZED PORCELAIN STONEWARE | RECTIFIED



Bianco 24"x24"R - Rosso 24"x24"R - Blu 24"x24"R - Giallo 24"x24"R - Cemento 24"x24"R

Full and brilliant colors that go beyond fashion and style, assuring durability and high deep abrasion over time. Leading-edge technology produces a highly compacted crystalline glaze surface that reduces the index of refraction so light striking the tile face unimpeded and reflects the brilliant glaze colors. Rich and vibrant shades ranging from cool to warm to intense provide a palette for every setting — residential or urban, indoors and out. The chromatic balance within SistemA offers exceptional coordination and modularity possibilities. The expansive array of colors, textures and sizes unit with frost resistance, exceptional abrasive wear, chemical resistance and ease of maintenance in this ground-breaking crystallized porcelain.



Finishes

- Matte
- Lux


Sizes

- 12"x24" Rectified
- 24"x24" Rectified
- 24"x48" Rectified

Trims

- Bullnose

Cemento 24"x24"R



size options

large format



Rosso 24"x48" Rectified
Available in Matte Finish



Rosso 24"x24" Rectified
Available in Matte and Lux Finish



Rosso 12"x24" Rectified
Available in Matte Finish

color palette

cool | shades



Bianco



Acciaio



Grigio

warm | shades



Avorio



Sabbia



Argilla

intense | shades



Giallo



Arancio



Rosso



Cemento



Ardesia



Nero



Tortora



Fango



Marrone



Creta



Verde




Blu

size options

large format | rectified

cool shades



M6M0 Bianco
24"x48" Matte Rectified
M6K7 Bianco
24"x24" Matte Rectified
M6LV Bianco
24"x24" Lux Rectified
M6MF Bianco
12"x24" Matte Rectified

M6K8 Acciaio
24"x24" Matte Rectified
M6LW Acciaio
24"x24" Lux Rectified
M6MG Acciaio
12"x24" Matte Rectified

M6M3 Grigio
24"x48" Matte Rectified
M6LA Grigio
24"x24" Matte Rectified
M6LY Grigio
24"x24" Lux Rectified
M6MJ Grigio
12"x24" Matte Rectified

M6M2 Cemento
24"x48" Matte Rectified
M6K9 Cemento
24"x24" Matte Rectified
M6LX Cemento
24"x24" Lux Rectified
M6MH Cemento
12"x24" Matte Rectified

M6LC Ardesia*
24"x24" Matte Rectified
M6LZ Ardesia*
24"x24" Lux Rectified
M6MK Ardesia*
12"x24" Matte Rectified

M6M5 Nero*
24"x48" Matte Rectified
M6LD Nero*
24"x24" Matte Rectified
M6LO Nero*
24"x24" Lux Rectified
M6ML Nero*
12"x24" Matte Rectified

warm shades



M6M6 Avorio
24"x48" Matte Rectified
M6LE Avorio
24"x24" Matte Rectified
M6L1 Avorio
24"x24" Lux Rectified
M6MM Avorio
12"x24" Matte Rectified

M6LF Sabbia
24"x24" Matte Rectified


M6LG Tortora
24"x24" Matte Rectified
M6L3 Tortora
24"x24" Lux Rectified

M6LH Argilla
24"x24" Matte Rectified

M6LJ Fango*
24"x24" Matte Rectified
M6L5 Fango*
24"x24" Lux Rectified
M6MR Fango*
12"x24" Matte Rectified

M6LK Marrone
24"x24" Matte Rectified

intense shades



M6LL Creta
24"x24" Matte Rectified

M6LM Verde
24"x24" Matte Rectified

M6NG Blu*
24"x48" Matte Rectified
M6LP Blu*
24"x24" Matte Rectified
M6MC Blu*
24"x24" Lux Rectified
M6MX Blu*
12"x24" Matte Rectified

M6LQ Giallo
24"x24" Matte Rectified
M6MD Giallo
24"x24" Lux Rectified
M6MY Giallo
12"x24" Matte Rectified

M6NJ Arancio
24"x48" Matte Rectified
M6LR Arancio
24"x24" Matte Rectified
M6ME Arancio
24"x24" Lux Rectified
M6MZ Arancio
12"x24" Matte Rectified

M6NF Rosso
24"x48" Matte Rectified
M6LN Rosso
24"x24" Matte Rectified
M6MA Rosso
24"x24" Lux Rectified
M6MW Rosso
12"x24" Matte Rectified

*In the darker shades, the color is enhanced and made more luminous by the inclusion of shiny elements in the glaze.

SPECIAL ORDER (Please contact your Marazzi Architectural Customer Service Representative for more details. Minimum quantities may apply.)

surface options

matte | Lux



Matte



Lux

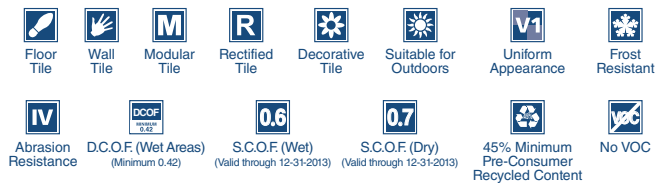




| Color Name | MODULAR TILE | | | | TRIM** |
|-----------------------|-------------------------------|-----------------------------|-------------------------------|-------------------------------|--------------------|
| | 12"x24" Matte Rectified | 24"x24" Lux Rectified | 24"x24" Matte Rectified | 24"x48" Matte Rectified | 3"x24" Bullnose |
| Cool Shades | | | | | |
| Bianco (white) | M6MF | M6LV | M6K7 | M6M0 | M6NY |
| Acciaio (light green) | M6MG | M6LW | M6K8 | | M6NZ |
| Grigio (light grey) | M6MJ | M6LY | M6LA | M6M3 | M6N1 |
| Cemento (grey) | M6MH | M6LX | M6K9 | M6M2 | M6N0 |
| Ardesia* (dark grey) | M6MK | M6LZ | M6LC | | M6N2 |
| Nero* (black) | M6ML | M6L0 | M6LD | M6M5 | M6N3 |
| Warm Shades | | | | | |
| Avorio (light beige) | M6MM | M6L1 | M6LE | M6M6 | M6NR |
| Sabbia (beige) | | | M6LF | | M6NT |
| Tortora (beige/grey) | | M6L3 | M6LG | | M6NU |
| Fango* (grey/brown) | M6MR | M6L5 | M6LJ | | M6NW |
| Argilla (light brown) | | | M6LH | | M6NV |
| Marrone (brown) | | | M6LK | | M6NX |
| Intense Shades | | | | | |
| Creta (gold) | | | M6LL | | M6NK |
| Verde (green) | | | M6LM | | M6NL |
| Blu* (blue) | M6MX | M6MC | M6LP | M6NG | M6NN |
| Giallo (yellow) | M6MY | M6MD | M6LQ | | M6NP |
| Arancio (orange) | M6MZ | M6ME | M6LR | M6NJ | M6NQ |
| Rosso (red) | M6MW | M6MA | M6LN | M6NF | M6NM |

* In the darker shades, the color is enhanced and made more luminous by the inclusion of shiny elements in the glaze.
 ** Trim is available in all colors and made to complement Modular Tile.
 Due to size fluctuation, all measurements given are nominal. Where strict accuracy is required, please refer to actual tile samples.

SPECIAL ORDER (Please contact your Marazzi Architectural Customer Service Representative for more details. Minimum quantities may apply.)



Contributes to
LEED Credits





Bianco 24"x24"R - Verde 24"x24"R - Arancio 24"x24"R - Giallo 24"x24"R


ASTM Test Results


| Technical Characteristics | ASTM Standards | ASTM Test Results Lux | ASTM Test Results Matte | ASTM Test Methods |
|--|-------------------------|------------------------|-------------------------|-------------------------------|
| Water Absorption | ≤0.50% | ≤ 0.50% | ≤ 0.50% | C 373 |
| Frost Resistance | As Reported | Resistant | Resistant | C 1026 |
| Scratch Resistance | MOHS 1-10 | 6 | 8 | MOHS Scale |
| Breaking Strength | ≥ 250 lbf. | ≥ 1144 lbf. | ≥ 1176 lbf. | C 648 |
| Facial Dimension | -3.0% < Nominal ≤ 2.0% | Within Standard | Within Standard | C 499 |
| Nominal Thickness | ≤ 0.04 in (1.02 mm max) | Within Standard | Within Standard | C 499 |
| Wedging (squareness) | ≤ 0.25% or +/- 0.8mm** | Within Standard | Within Standard | C 502 |
| Warpage Edge (flatness) | ≤ 0.40% or +/- 1.3mm** | Within Standard | Within Standard | C 485 |
| Abrasion Resistance | Class 0 - Class V | Class IV | Class IV | C 1027 |
| DCOF-Dynamic Coefficient of Friction (Wet Areas Only) ¹ | As Reported | Minimum 0.42 | Minimum 0.42 | DCOF AcuTest SM ** |
| SCOF-Static Coefficient of Friction (Dry) | As Reported | 0.70 ≤ S.C.O.F. < 0.80 | 0.80 ≤ S.C.O.F. < 0.90 | C 1028 |
| SCOF-Static Coefficient of Friction (Wet) | As Reported | 0.60 ≤ S.C.O.F. < 0.70 | 0.60 ≤ S.C.O.F. < 0.70 | C 1028 |
| Chemical Resistance | Class A - Class E | Class B | Class A | C 650 |
| Stain Resistance | Class A - Class E | Class A | Class A | C 1378 |

¹Dynamic Coefficient of Friction (DCOF) - Water, oil, grease or other fluids create slippery conditions. When installing floors in areas with exposure to these conditions, a minimum D.C.O.F. value of 0.42 is required. Additionally, extra caution is required with regards to product selection and proper maintenance. Visit www.tcnatile.com for complete information regarding the DCOF Acutest test method and values.

²DCOF AcuTest is the industry designation for the test procedure contained in ANSI A137.1 Section 9.6, which has been extensively researched, allows for in-situ field measurements, and is in use at tile manufacturing facilities. It was so named to distinguish it from other DCOF measurements using different instruments and/or protocols.

** Whichever is less

|  | Sizes | Pcs | Sq. Ft. | Weight (lbs.) | Thickness |
|---|------------|-----|---------|---------------|------------|
| Modular Tile | 12" x 24"R | 5 | 9.69 | 49 | 10.5 mm |
| Modular Tile | 24" x 24"R | 3 | 11.63 | 59 | 10.5 mm |
| Modular Tile | 24" x 48"R | 2 | 15.50 | 80 | 10.5 mm |
| Bullnose | 3" x 24"R | 13 | | 44 | Compatible |

|  | Sizes | Ctn | Sq. Ft. | Weight (lbs.) |
|---|------------|-----|---------|---------------|
| Modular Tile | 12" x 24"R | 48 | 465.12 | 2330 |
| Modular Tile | 24" x 24"R | 40 | 465.00 | 2332 |
| Modular Tile | 24" x 48"R | 30 | 465.00 | 2396 |



MARAZZI  USA



American Marazzi Tile, Inc.
Headquarters &
Manufacturing Plant

Telephone
800.820.8453
Fax
972.226.5629

359 Clay Road East
Sunnyvale, Texas 75182

marazziarchitectural.com
contact@marazziarchitectural.com

SISTEMA is available nationwide.
To locate your nearest Distributor call
Marazzi Architectural Customer Service for details.
or visit www.marazziarchitectural.com

DISTRIBUTED BY:

Color and other aesthetic features shown are as close as the limitation of the printing process will allow. We have tried to make this brochure as comprehensive and factual as possible. We reserve the right, however, to make changes at any time, without notice, in colors, materials, packaging, specifications and availability. Since some information may have been updated since time of printing, please check with Marazzi Architectural Customer Service for details.

© 09.13 American Marazzi Tile, Inc. Z806 SistemA 13.0K - please recycle.